

# Anchor<sup>®</sup>



## All about wedding



AnchorCrafts.com

   @anchorcrafting

Designed by Anchor Studio

Design No.: ANC0004-11

MEZ GmbH, 2019. All Rights Reserved.



ANC0004-11 All about wedding

Anchor Stranded Cotton No. 4635000-



1 x 00001, 00073, 00075, 00076, 00077, 00137, 00273, 00400, 00859, 00861, 00868, 00875, 00876, 00878, 00890, 00891, 00900, 00939, 00945, 00977, 00979, 01028, 01040

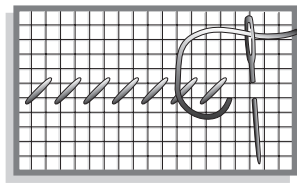
Embroidery



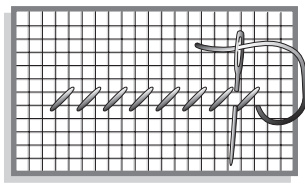
Intermediate



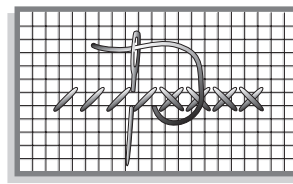
## USED STICHES



Step 1

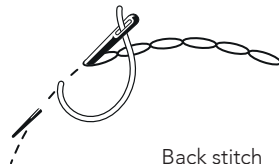
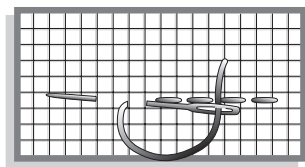



Step 2



Step 3

Cross stitch



Back stitch



## GENERAL RECOMMENDATIONS FOR THE PROJECTS

Fabric: We recommend an evenweave fabric for Cross Stitch, combined with a tapestry needle of corresponding size. For Freestyle embroidery either a very fine evenweave fabric or closely woven fabric for use with an embroidery/ crewel needle. Obviously needle sizes will depend on fabric.

## EMBROIDERY TIPS & TRICKS

**Tip:** Always work Cross Stitch with a tapestry needle. Always work Cross Stitch first, then Back Stitch and Straight Stitch. Each square on the chart represents one Cross Stitch. The lines/strokes represent Back Stitches.